


Put Canon Technology to Work For You

CXDI-401C
(CsI) COMPACT DR Detector



CXDI-401G
(GOS) COMPACT
DR Detector

The Canon CXDI-401 COMPACT Series DR Detectors incorporate a proprietary developed glass substrate and advanced LANMIT® (Large Area New Metal-Insulator Semiconductor) technology.

In addition, the CXDI-401C COMPACT DR Detector features a Canon manufactured CsI scintillator for superb dose efficiency. The highly sensitive detector delivers clear diagnostic images while providing lower X-ray exposure to the patient.

The CXDI-401 COMPACT Series DR Detectors can easily be integrated with your radiography workflow, enhancing your Digital Radiography capabilities well into the future.

CXDI-401 Compact DR Detector is thin with minimal housing virtually eliminating the need for standard bucky tray modification.

CXDI-401 COMPACT SERIES DR DETECTOR SPECIFICATIONS

IMAGE SIZE
16.8 x 16.3
INCHES

RESOLUTION
11.3
MEGAPIXELS

PIXEL PITCH
125
MICRONS

IMAGE PREVIEW
3
SECONDS



Detector	CXDI-401G COMPACT	CXDI-401C COMPACT
Scintillator	GOS (Gd2O2S:Tb)	CsI (CsI:TI)
Purpose	General Radiography	
Method	Flat panel detector: scintillator & amorphous silicon (a-Si)	
Sensor	LANMIT (Large Area New-MIS sensor and TFT)	
Pixels	3,320 x 3,408 pixels (11.3 megapixels)	
A/D	14-bit	
Grayscale	4,096 grayscale (12-bit)	
High Resolution Image Display Time	Approx. 5 seconds after X-ray exposure	
Cycle Time	Approx. 15 seconds after X-ray exposure	
DICOM®	DICOM 3.0 compatible, Print Management Service Class (SCU), Storage Service Class (SCU), and others	
Voltage	AC 100 - 240 V 50/60 Hz	
Operating Environment	Sensor unit: 41 - 95°F (5 - 35°C), Humidity 30 - 80% RH (non-condensing)	
Standard Components	Sensor unit, power box, status indicator, X-ray interface cable	
Dimensions (L x W x D)	Sensor unit: 18.1 x 18.1 (+1.2) x 0.6 in (460 x 460 (+30) x 15mm)	
Weight	15.4 lbs (7 kg)	

Accelerating inSight.

DRB-016 Rev. B

* Compared to all other Digital Radiography Detectors as of August 5, 2011.

CANON, CXDI and LANMIT are registered trademarks of Canon Inc. in the United States and may also be registered trademarks or trademarks of other countries. RadPRO is a registered trademark of Virtual Imaging, Inc., a Canon U.S.A. company, in the United States. DICOM is a registered trademark of the National Electrical Manufacturers' Association for its standards publications relating to digital communications of medical information. All other referenced marks are trademarks of their respective owners and are hereby acknowledged. Specifications are subject to change without notice.


© 2011 Canon U.S.A., Inc.

Canon

CANON MEDICAL SYSTEMS
A Division of Canon U.S.A., Inc.
15955 Alton Parkway
Irvine, CA 92618-3616, U.S.A
Telephone: (800)970-7227, (949)753-4160
Fax: (949)753-4164
Email: drsales@usa.canon.com
Website: www.usa.canon.com/DR

Canon

CXDI-401 COMPACT Series
Digital Radiography Systems



*Lower Dose. Higher Resolution.**

RELIABLE

Improve Your Diagnostic Quality with 125 Micron Pixel Pitch

The CXDI-401 COMPACT Series DR Detectors from Canon expand the scope of your radiography capabilities with an impressive 125 micron pixel pitch. Experience outstanding image and spatial resolution and high signal-to-noise performance in a large image sensor using minimal housing to easily integrate into existing X-ray systems.

This powerful DR Detector is designed to fit into most universal bucky trays. The CXDI-401 COMPACT Series DR Detectors can also easily be retrofitted into a wide range of radiography systems (i.e. upright stands, tables, universal stands). And with an effective image area of 16.8" x 16.3", the CXDI-401 COMPACT DR Detectors allow for high throughput without the need for detector rotation.

Shown with RadPRO Elite Overhead Radiography System



The CXDI-401 COMPACT DR Detectors can easily be retrofitted to most existing bucky systems without modification.

KEY SPECIFICATIONS

IMAGE SIZE
16.8 x 16.3
INCHES

RESOLUTION
11.3
MEGAPIXELS

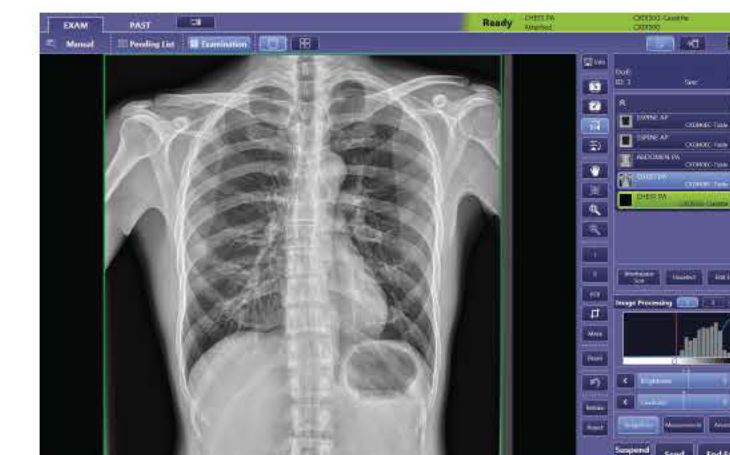
PIXEL PITCH
125
MICRONS

IMAGE PREVIEW
3
SECONDS

Canon CXDI Control Software NE

Power your Canon CXDI-401 COMPACT Series Detector with the latest software suite engineered exclusively for Canon Digital Radiography Flat Panel Detectors. Canon CXDI Control Software NE is robust and developed to optimize workflow, usability and flexibility with multiple study acquisitions and tailored clinician protocols including:

- Intuitive Operation
- Reduced Operation Steps
- Multiple Study Acquisition
- Post Processing Functions
- HIPAA and IHE Compliant



HIGH SENSITIVITY